

 RD Vault

Shoayb Patel | Founder

R&D tax credit claims are currently



Slow

Yearly exercise
with zero visibility



Technical

Businesses appoint
specialist advisors



Expensive

Fees up to 30% of the
tax credit claim

The Old Way

The New Way



**Simplify the way you prepare
R&D Tax Credits Reports**

Our software makes it Simple, Fast and Inexpensive

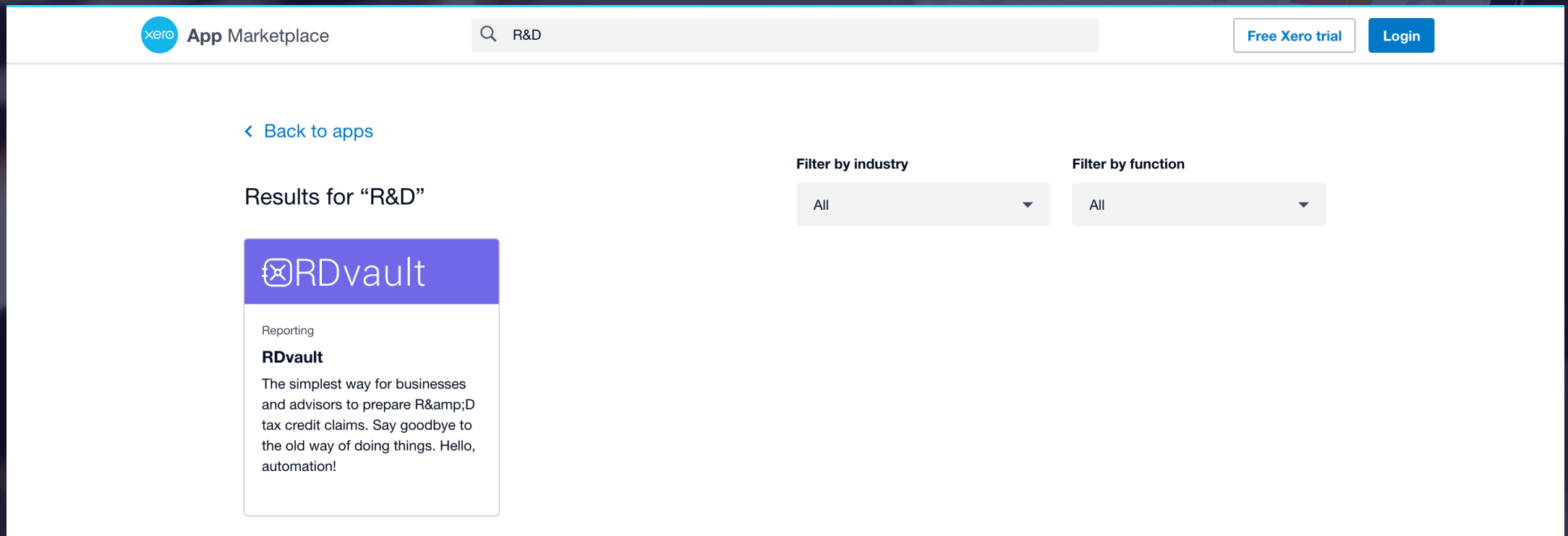
The screenshot displays the RDvault software interface. At the top, there is a navigation bar with 'RDvault' logo, 'Dashboard', 'Claim Screen', and 'My RDvault' options. Below this, a dropdown menu shows 'COMPANY: Medical Device Co. Limited'. A message states: 'You can see a list of all your claims for the selected company here. Analyse expenses, add new projects and claim periods, check our tax computations and HMRC questions etc.'

The main content area is divided into two sections:

- 2017 R&D CLAIM: 01 JAN 17 - 31 DEC 17**: This section contains a table with columns: Projects, R&D Scheme, R&D Type, Grant/Subsidy, Total Analysed Expenses, Total Qualifying R&D Expenses, Total R&D Tax Relief/Tax Credits, and RDvault R&D Bar. It lists three projects: Hardware Device, Software Device, and AI Project. Below the table are buttons for 'ANALYSE EXPENSES' and 'ANALYSE SALARIES'.
- 2019 FINANCIAL YEAR: 01 JAN 19 - 31 DEC 19**: This section contains a table with the same columns as above, listing one project: Super Cool R&D. It also includes 'ANALYSE EXPENSES' and 'ANALYSE SALARIES' buttons.

At the bottom right, there is an 'ADD CLAIM PERIOD' button and a chat icon.

ONLY company on the Marketplace



The screenshot shows the Xero App Marketplace interface. At the top left is the Xero logo and 'App Marketplace'. A search bar contains 'R&D'. On the right are buttons for 'Free Xero trial' and 'Login'. Below the search bar is a link '< Back to apps'. The main content area shows 'Results for "R&D"' with two filter dropdowns: 'Filter by industry' and 'Filter by function', both set to 'All'. A single app card for 'RDvault' is displayed. The card has a purple header with the RDvault logo and name. Below the header, it lists 'Reporting' as the category, followed by the app name 'RDvault' in bold. The description reads: 'The simplest way for businesses and advisors to prepare R&D tax credit claims. Say goodbye to the old way of doing things. Hello, automation!'.

DON'T JUST TAKE OUR WORD FOR IT




“It is the most important investment we have ever made and we will be making”


Sergey Ogorodnov: Chairman & Founder

- Made a claim in under 4 hours
- Received £207k R&D Tax Credits from HMRC
- Quoted a fee of £37k by their previous advisors

TRUST PILOT REVIEWS



Yan
1 review



It's a Natural

★★★★★

3 days ago


Great tool for R&D claim!!

RDvault is a very welcome to the arduous process of filing R&D claims. Straightforward, great UI, easy, fully automated - but most importantly great support (coming directly from founders) in case you're not completely clear on the process. Used them this year and will do going forward.


Useful Share

→ **Reply from RDvault** 3 days ago

Thanks for your amazing review! We love hearing that we've been able to make a difference - and we're always here to help



Fareed 23
1 review



6 days ago

★★★★★

3 days ago

MedTech Start-up in Lancashire

We used RDvault this year from a personal recommendation. As a start-up we were anxious about completing the forms ourselves-this can be very complex, particularly as we had won grant funding which can hugely impact the claims process.

We found the RDvault team to be professional, knowledgeable and they truly had our interests at heart. The team spent considerable time to understand our activities to maximise our claim. The platform was very easy to use after this coaching. The fees are clear and very fair. We will be using them again for our next claim.

Useful Share

→ **Reply from RDvault** 3 days ago

Thanks so much - we look forward to helping you make future claims!



RDvault

Visit us for a demo

Stand P18

